



This page is intentionally blank.









Texas Education Agency  
 2021-22 STAAR Performance (TAPR)  
 MEADOW CREEK EL (220916122) - HURST-EULESS-BEDFORD ISD - TARRANT COUNTY

	School Year	State	District	Campus	African American	Hispanic	White	American Indian	Asian	Pacific Islander	Two or More Races	Special Ed (Current)	Special Ed (Former)	Continuously Enrolled	Non-Continuously Enrolled	Econ Disadv	EB EL (Current & Monitored)
Reading and Mathematics	2022	31%	49%	64%	67%	63%	64%	-	*	-	40%	67%	67%	68%	39%	53%	60%
	2021	24%	33%	50%	36%	40%	58%	-	*	*	40%	67%	*	49%	53%	32%	50%
Reading and Mathematics Including EOC	2022	31%	49%	64%	67%	63%	64%	-	*	-	40%	67%	67%	68%	39%	53%	60%
	2021	24%	33%	50%	36%	40%	58%	-	*	*	40%	67%	*	49%	53%	32%	50%
Reading Including EOC	2022	43%	55%	67%	67%	67%	69%	-	*	-	33%	67%	67%	71%	44%	60%	60%
	2021	32%	41%	54%	43%	44%	60%	-	*	*	80%	67%	*	54%	58%	36%	50%
Math Including EOC	2022	40%	63%	79%	83%	73%	83%	-	*	-	40%	78%	67%	83%	61%	68%	80%
	2021	36%	54%	72%	57%	68%	79%	-	*	*	60%	89%	*	71%	74%	60%	60%

**3rd - 8th Graders**  
 Reading and Mathem ET BT /TT3 9.09 Tf 24.04 361.15 Td (8th)Tj ET BT /TT3 9j BT /TT4 9.09 Tf 209.52 374.25 Td (54%)Tj ET 0.808 0.855 0.894 rg 0.808 0.855 0.894 RG 0.14g0 j 686.73 371

54%

57%

30%

Texas Education Agency  
2021-22 Progress (TAPR)  
MEADOW CREEK EL (220916122) - HURST-EULESS-BEDFORD ISD - TARRANT COUNTY

Due to the cancellation of spring 2020 STAAR, 2022 and 2019 progress data are shown.

	School Year	State	District	Campus	African American	Hispanic	White	American Indian	Asian	Pacific Islander	Two or More Races	Special Ed						






Texas Education Agency  
2021-22 Bilingual Education/English as a Second Language (Current EB Students/EL) (TAPR)  
MEADOW CREEK EL (220916122) - HURST-EULESS-BEDFORD ISD - TARRANT COUNTY

Due to the cancellation of spring 2020 STAAR, 2022 and 2019 School progress and STAAR progress measure data are shown.

	School Year	State	District	Campus	Total Bilingual												
--	-------------	-------	----------	--------	-----------------	--	--	--	--	--	--	--	--	--	--	--	--

Texas Education Agency  
 2021-22 STAAR Participation (TAPR)  
 MEADOW CREEK EL (220916122) - HURST-EULESS-BEDFORD ISD - TARRANT COUNTY

State	District	Campus	African American	Hispanic	Total	English Language Learners	Special Education	Gifted/Talented	Other	Total	English Language Learners	Special Education	Gifted/Talented	Other	Total	English Language Learners	Special Education	Gifted/Talented	Other	Total







Texas Education Agency  
 2021-22 Attendance, Graduation, and Dropout Rates (TAPR)  
 MEADOW CREEK EL (220916122) - HURST-EULESS-BEDFORD ISD - TARRANT COUNTY

State	District	Campus	African American	Hispanic	White	American Indian	Asian	Pacific Islander	Two or More Races	SpecRG	0.14 w	d 1	J	BT /TT	3.09	Tf	568.22

Texas Education Agency  
2021-22 Attendance, Graduation, and Dropout Rates (TAPR)  
MEADOW CREEK EL (220916122) - HURST-EULESS-BEDFORD ISD - TARRANT COUNTY







Texas Education Agency  
 2021-22 Graduation Profile (TAPR)  
 MEADOW CREEK EL (220916122) - HURST-EULESS-BEDFORD ISD - TARRANT COUNTY

	Campus Count	Campus Percent	District Count	State Count
	(ates)			
Total Graduates	-	-	1,633	358,842
<b>By Ethnicity:</b>				
African American	-	-	313	44,018
Hispanic	-	-	500	183,306
White	-	-	544	103,898
American Indian	-	-	11	1,195
Asian	-	-	152	18,030
Pacific Islander	-	-	38	553
Two or More Races	-	-	75	7,842
<b>By Graduation Type:</b>				
Minimum H.S. Program	-	-	0	934
Recommended H.S. Program/Distinguished Achievement Program	-	-		



There is no data for this campus.

There is no data for this campus.

There is no data for this campus.






Texas Education Agency  
 2021-22 Student Information (TAPR)  
 MEADOW CREEK EL (220916122) - HURST-EULESS-BEDFORD ISD - TARRANT COUNTY

Student Information	--Non-Special Education Rates--			--Special Education Rates--		
	Campus	District	State	Campus	District	State
Kindergarten	5.7%	5.5%				

5.5%



Texas Education Agency  
2021-22 Staff Information (TAPR)

MEADOW CREEK EL (220916122) - HURST-EULESS-BEDFORD ISD - TARRANT COUNTY

	----- Campus -----			
Staff Information	Count/Average			



Texas Education Agency  
 2021-22 Staff Information (TAPR)  
 MEADOW CREEK EL (220916122) - HURST-EULESS-BEDFORD ISD - TARRANT COUNTY

Staff Information	----- Campus -----		District	State
	Count/Average	Percent		
Number of Students per Teacher	17.1	n/a	15.9	14.6

Staff Information	Campus	District	State
Experience of Campus Leadership:			
Average Years Experience of Principals	2.0	6.9	6.3
Average Years Experience of Principals with District	2.0	6.6	5.4
Average Years Experience of Assistant Principals	5.0	5.7	5.5
Average Years Experience of Assistant Principals with District	5.0	5.1	4.8
Average Years Experience of Teachers:			
Average Years Experience of Teachers	15.2	12.3	11.1
Average Years Experience of Teachers with District:	10.3	7.8	7.2
Average Teacher Salary by Years of Experience (regular duties only):			
Beginning Teachers	\$58,500	\$51,204	\$51,054
1-5 Years Experience	\$60,404	\$60,300	\$54,577
6-10 Years Experience	\$63,994	\$63,266	\$57,746
11-20 Years Experience	\$65,714	\$66,137	\$61,377
21-30 Years Experience	\$72,083	\$70,791	\$65,949
Over 30 Years Experience	\$97,478	\$82,956	\$71,111
Average Actual Salaries (regular duties only):			
Teachers	\$66,469	\$64,759	\$58,887
Professional Support	\$68,622	\$73,985	\$69,505
Campus Administration (School Leadership)	\$95,004	\$97,762	\$84,990
Instructional Staff Percent:			
	n/a	67.8%	64.9%
Contracted Instructional Staff (not incl. above):			
	0.0	0.0	2,113.6

Program Information	---- Campus ----		District	State
	Count	Percent		
Teachers by Program (population served):				
Bilingual/ESL Education	0.0	0.0%	3.9%	6.2%
Career and Technical Education	0.0	0.0%	4.5%	5.2%

Texas Education Agency  
2021-22 Staff Information (TAPR)  
MEADOW CREEK EL (220916122) - HURST-EULESS-BEDFORD ISD - TARRANT COUNTY

- Indicates there is no data for the item.
- \* Indicates results are masked due to small numbers.
- \*\* When only one student disability or assessment group is masked, then the second smallest student disability or assessment group is masked regardless of size.
- n/a Indicates data reporting is not applicable for this group.
- ? Indicates that the data for this item were statistically improbable or were reported outside a reasonable range.

Link to: [PEIMS Financial Standard Reports 2020-21 Financial Actual Report](#)

(To open link in a new window, press the "Ctrl" key and click on the link.)